

## Features & Benefits

- Replaceable teeth.
- Heavy duty hydraulic brace articulates cutting blade and fang for maximum versatility.
- Power action geometry yields unsurpassed splitting force, both radially and axially.
- Wide Opening allows a clean purchase from any angle.
- Pin grabber and quick coupler models available.


## NEW Dual Bevel Blade



## Durability & Versatility



## Rip, Cut and Split



## SHX Series Typical Specifications

Carrier	Model	Tip Radius mm [in]	Weight kg [lb]
13 - 17 t	SHX150	813 [32]	862 [1,900]
16 - 24 t	SHX200	884 [35]	1,066 [2,350]
22 - 28 t	SHX250	1,061 [42]	1,647 [3,630]
25 - 38 t	SHX350	1,085 [43]	2,313 [5,100]
35 - 50 t	SHX450	1,185 [47]	3,493 [7,700]

[nye.ca/shx](http://nye.ca/shx)



All Nye products are warranted to be free of defects in materials and workmanship for a period of 2 years or 2,000 hours. Specifications subject to change.

[nye.ca/terms](http://nye.ca/terms)

## The New SHX Stump Harvester:

An entirely new design, Nye's Ultra Heavy Duty Stump Harvesters are designed to split any stump that will fit within its jaws. Well suited for removing dirt and rocks from stumps prior to the grinding process. Incorporates massive grubbing tines designed for in place harvesting. Rip, Pry, Shake, Split and Load with one tool. Engineered with the latest CAD software and custom fabricated with the aid of CNC machinery. Nye harvesters are constructed from 150,000 PSI quenched and tempered alloy steels with hardened alloy pins and bushings throughout. Main cutting blade is made from super strong quenched and tempered structural alloy steel, positioned on the operators side for superior visibility and control. Easily sharpened and maintained for both extreme service and long life. Nye Ultra Heavy Duty Stump Harvesters are easy to install, safe and silent to operate and available in Quick Coupler and Pin Grabber compatible versions. For more information call us at 905 897 2311 or click: [nye.ca](http://nye.ca).

**Nye Manufacturing Ltd.**  
3585 Mavis Rd.  
Mississauga, ON L5C 1T7  
Canada  
+1 905 897 2311  
[sales@nye.ca](mailto:sales@nye.ca) [nye.ca](http://nye.ca)

**National Attachments, Inc.**  
29 Olde Canal Way  
Gorham, ME 04038  
(800) 839 9981  
[sales@nationalattachments.com](mailto:sales@nationalattachments.com)

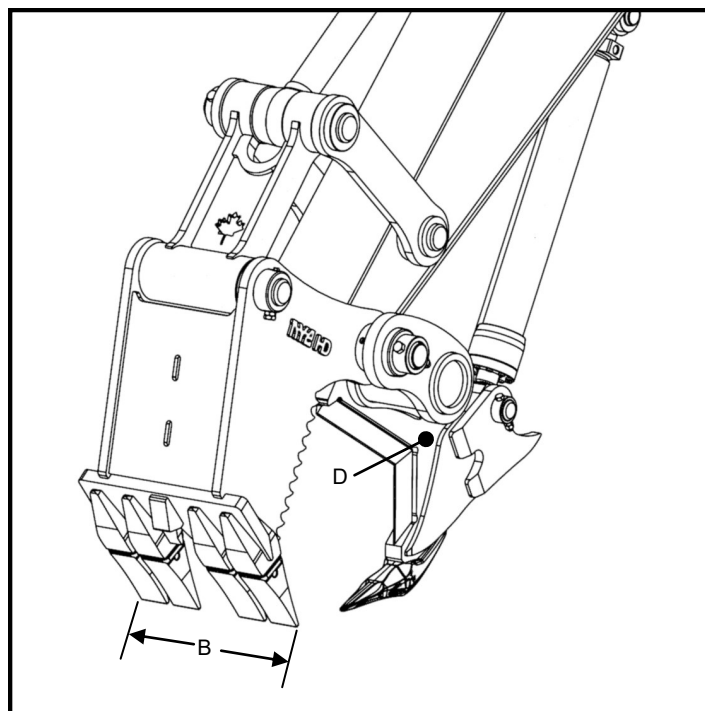
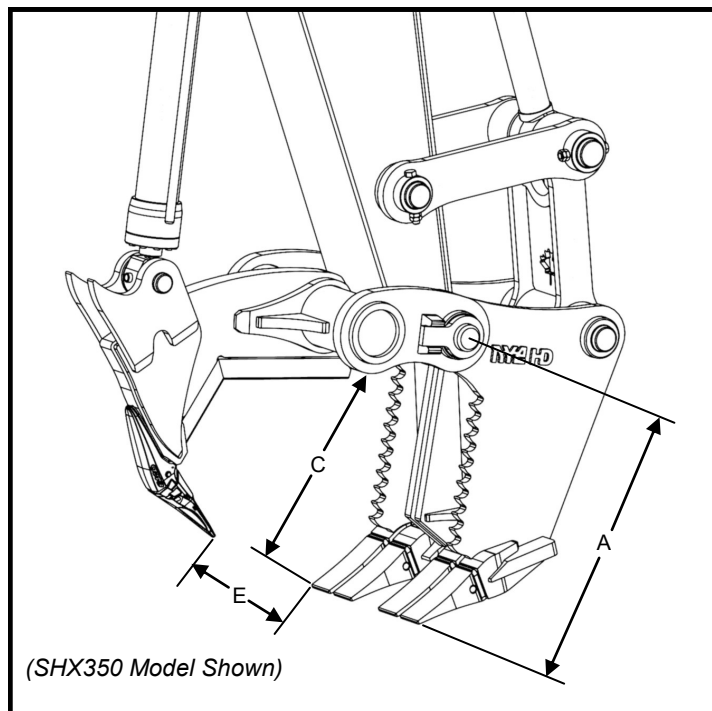


Scan for videos →



CARRIER [x1000lbs]	MODEL*	TOOTH*	WEIGHT	TIP RADIUS (A)	WIDTH (B)	LENGTH (C)	THICKNESS (D)	OPENING (E)
13 - 17 t [29 - 37]	SHX150	2 1/2"	862 [1,900]	813 [32]	559 [22]	533 [21]	2 1/2"	1321 [52]
	SHX150Q		998 [2,200]	914 [36]	559 [22]	559 [22]		1473 [58]
	SHX150U		1,021 [2,250]	914 [36]	559 [22]	559 [22]		1473 [58]
16 - 24 t [35 - 53]	SHX200	2 1/2"	1,066 [2,350]	884 [35]	637 [25]	652 [25.5]	2 1/2"	1,505 [59]
	SHX200Q		1,270 [2,800]	1,047 [41]	637 [25]	671 [26.5]		1,851 [73]
	SHX200U		1,293 [2,850]	1,047 [41]	637 [25]	671 [26.5]		1,956 [77]
22 - 28 t [48 - 62]	SHX250	3"	1,647 [3,630]	1,061 [42]	777 [30.5]	777 [30.5]	3"	1,760 [69]
	SHX250Q		1,746 [3,850]	1,143 [45]	777 [30.5]	777 [30.5]		1,829 [72]
	SHX250U		1,769 [3,900]	1,134 [45]	777 [30.5]	777 [30.5]		1,825 [72]
26 - 38 t [57 - 84]	SHX350	3"	2,313 [5,100]	1,085 [43]	762 [30]	762 [30]	3"	1,714 [67]
	SHX350Q		2,495 [5,500]	1,275 [50]	735 [31]	811 [32]		2,159 [85]
	SHX350U		2,540 [5,600]	1,275 [50]	795 [31]	811 [32]		2,159 [85]
35 - 50 t [77 - 110]	SHX450	3 1/2"	3,493 [7,700]	1,185 [47]	807 [31.5]	862 [34]	3 1/2"	1,813 [71.5]
	SHX450Q		3,583 [7,900]	1,346 [53]	813 [32]	914 [36]		2,286 [90]
	SHX450U		3,674 [8,100]	1,346 [53]	813 [32]	914 [36]		2,286 [90]

\* Q = Quick Coupler, U = QAU compatible \* Customer's choice Specifications subject to change Units of Measure: kg [lb] and mm [in]



**Nye Manufacturing Ltd.**  
3585 Mavis Rd.  
Mississauga, ON L5C 1T7  
Canada  
+1 905 897 2311  
sales@nye.ca nye.ca

**National Attachments, Inc.**  
29 Olde Canal Way  
Gorham, ME 04038  
(800) 839 9981  
sales@nationalattachments.com



Scan for videos →

